


Timing Mode: **INTERVAL ON**
 Category: **TIMER WITH RELAY**
 Series: **TGLB-E**



PELCO COMPONENT TECHNOLOGIES • 855 227 3526

CUBE RELAY, DIP SWITCH ADJUSTMENT



TGLB-E Timers

TGLB-E timers with dipswitch adjustment offer precise timing accuracy in a compact 2.5" x 2.5" encapsulated configuration.

Three models offer time periods from 0.1 to 102.3 seconds, 1 to 1023 seconds and 10 to 10230 seconds.

Available with relay output ratings up to 20 amps, the advanced circuitry provides this timing module with unsurpassed accuracy and reliability.

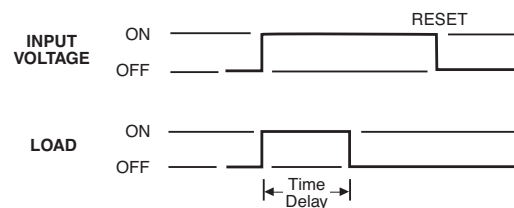
The TGLB-E relay common is internally connected to (+) or hot.

Timing Mode


Application of input voltage to the timer energizes the load and starts the time delay.

At the end of the time delay, the load is de-energized.

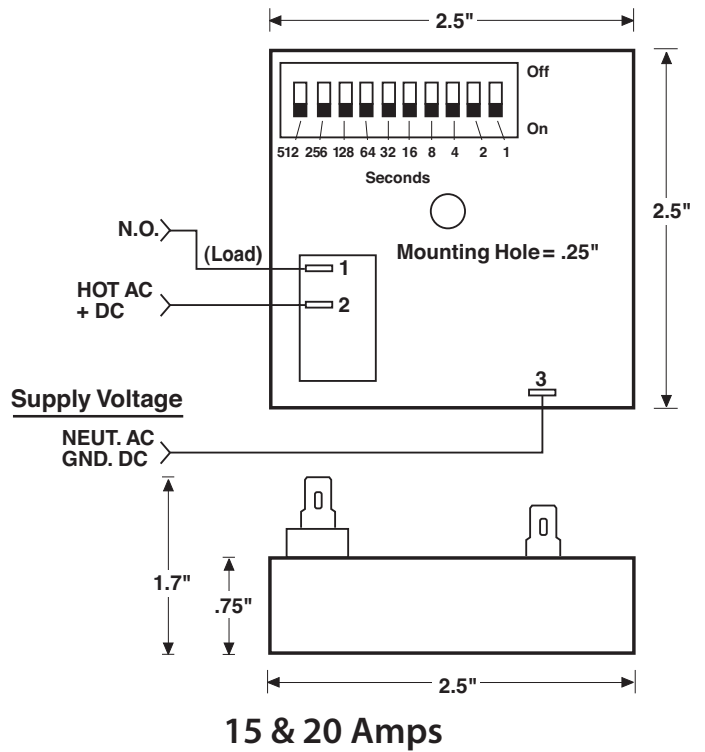
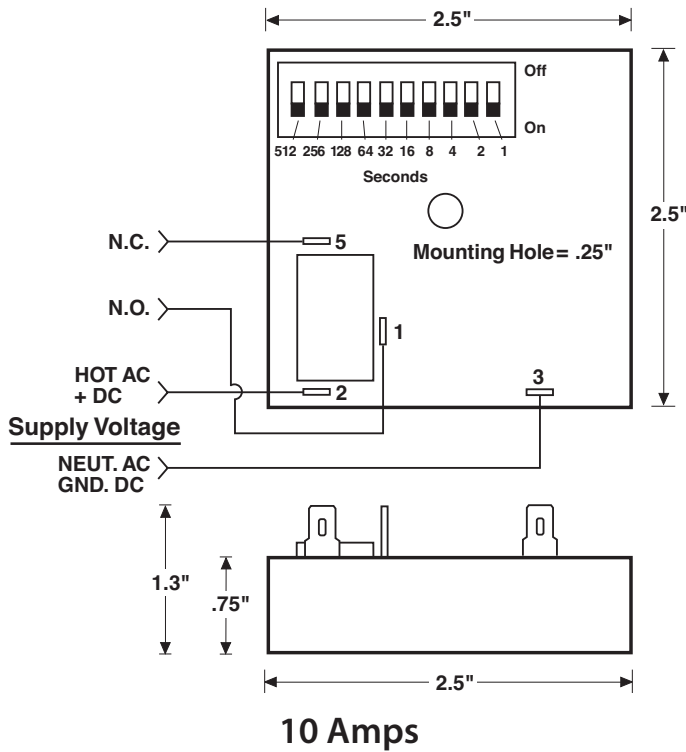
Removal and re-application of input voltage resets the timer.



FEATURES

- Precise timing accuracy in three ranges:
 - 0.1 to 102.3 seconds in 0.1 second increments
 - 1 to 1023 seconds in 1 second increments
 - 10 to 10230 seconds in 10 second increments
- Easy to program with 10 position binary dip switch
- Easy to install with one #8 screw, 1/4" quick connects
- Relay output ratings up to 20 amps
- No leakage in N.O. position
- No heat sinking required
- 100% Load isolation
- Transient and polarity protected
- No minimum load required
- Totally encapsulated for protection from harsh environments
- 0.5% Repeat accuracy
- 100% Operational testing before shipping
-  RoHS compliant

BASIC WIRING AND DIMENSIONS



SPECIFICATIONS

Input Voltage: +20%/-10%

VDC: 12 or 24

VAC: 12, 24, 120, 230, 50/60Hz

Time Delay:

Timing Mode: Interval On

Type: Digital CMOS

Time Range: 0.1 to 102.3 seconds

1.0 to 1023 seconds

10 to 10230 seconds

Repeatability: ±0.5%

Setting Accuracy: ±5% or 50 milliseconds, whichever is greater

Reset Time: 100 milliseconds

Relay Life Expectancy:

Mechanical: Up to 10 million operations

Electrical: 100,000 operations at max. load

Protection:

Polarity Protection: All DC units have reverse polarity protection

Transient Protection: 18 joules

Dielectric Strength: 1800V RMS 60Hz

Temperature Ranges:

Storage: -40°C to +85°C

Operating: -25°C to +65°C

Time Adjustment:

To set a time period, simply add up the switches in the On position for the total delay in seconds

072816

OPTIONS SELECTION

Mode of Operation	Series	Input Voltage	Time Ranges	Time Adjustment Method	Relay Output Form	Options		
Interval On	TGLB	1 120 VAC	102S3 0.1 to 102.3 seconds	E Dipswitch	1 SPDT	H 10 Amps		
		2 230 VAC						
		3 24 VAC	1023 1 to 1023 seconds				2 SPST (N.O.)	J 20 Amps (1.5 HP)
		4 24 VDC	10230 10 to 10230 seconds					
		7 12 VDC						

Specifications subject to change without notice.