

Timing Mode: **REPEAT CYCLE, ON/OFF DELAY**

Category: **SOLID STATE TIMER**

Series: **THKA**

CUBE SOLID STATE, FLASHER, 1 AMP



THKA Timers / Flasher

THKA timers are solid state output units with digital timing and similar on/off cycle times. The TH comes in a 2" square case.

Ease of installation and hook-up is a primary design benefit. All models with integral time adjustment knob or factory-fixed time require only two connections. They may be wired in-line just like a single pole switch.

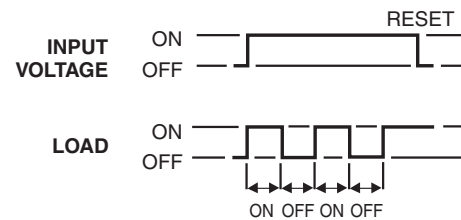
Units with external time adjustment have two additional terminals for the resistor or potentiometer.

Timing Mode


Application of input voltage to the timer starts the "On" time delay. At the end of the "On" time delay, the "Off" time delay starts.

At the end of the "Off" time delay, the load is again energized, the timer returns to the "On" time delay, and the cycling continues as long as input voltage is applied.

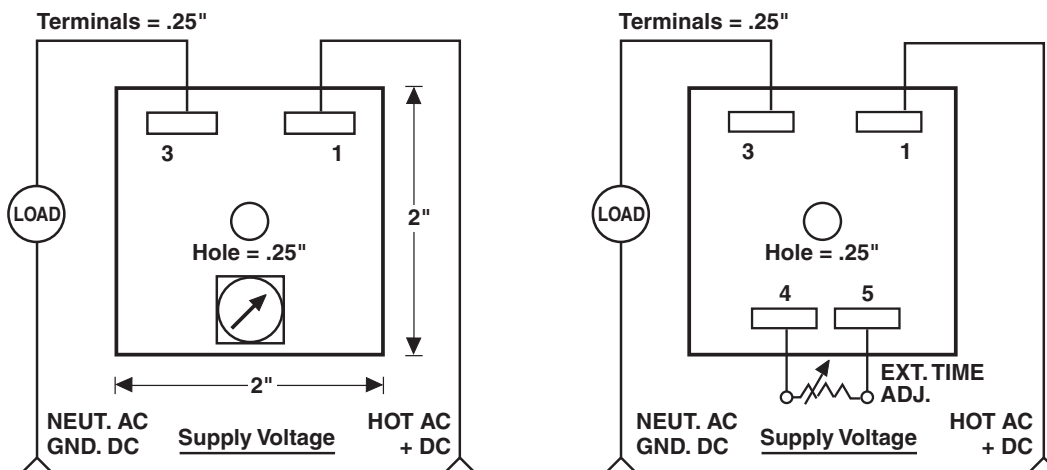
Removal of the input voltage resets the timer.



FEATURES

- Digital timing, solid state output
- 1 Amp current load handling
- 10 Amps single-cycle surge handling
- 4 Overlapping AC voltage ranges (from 19 to 277 volts) plus 19-48 VAC/VDC
- $\pm 0.1\%$ Repeat accuracy
- Virtually unlimited time ranges
- Factory-fixed or variable timing adjustment
- Totally encapsulated for protection from harsh environments
- O-ring sealed exposed controls
- Single screw mounting through center mounting hole
- Standard 6.35mm (0.25") quick connect blade terminals
- 100% Operational testing before shipping
- 
- RoHS compliance available

BASIC WIRING AND DIMENSIONS



SPECIFICATIONS

Input Voltage: VAC: 19 thru 277, 50/60Hz
VDC: 19 to 48

Repeat Accuracy: ±0.1% under fixed conditions

Timing Ranges: 0.1 sec. to 24 hours (1 sec., 10 sec., 100 sec., and 1000 secs. are standard.)
Special time ranges available upon request

Reset/Recycle Time: 100 milliseconds

Tolerances: Fixed: ±10% of nominal time
(optional: ±5%, ±1%)
Variable: -0%, +15%
Limit: -10% at minimum time

Recycle Effect: None

Temperature Ranges:
Storage: -40°C to +85°C
Operating: -25°C to +65°C

Life Expectancy:

No predictable failure if used within operating parameters

Protection:

Polarity Protection: All DC units have reverse polarity protection
Transient Protection: 18 joules
Dielectric Strength: 1800V RMS 60Hz

Power Requirement: 0.25 watts max.

Weight: 3 oz. (85g) maximum

Solid State Output: SPST (N.C.)

Load Current: 1 amp continuous, 10 amps single-cycle surge

Time Cycle Interrupt: Resets timer to original state (Input Voltage Break)

OPTIONS SELECTION

Mode of Operation	Series	Input Voltage	Examples of Time Ranges	Time Adjustment Method	Options
Repeat Cycle On/Off Delay	THKA	1 40-140 VAC 50/60 Hz	VARIABLE TIME PERIODS	A Variable integral, knob on timer B Variable external, remote potentiometer timer C Fixed, internal, factory set D External, remote resistor	S Special W Wires
		2 90-260 VAC 50/60 Hz	0001 .1 to 1 sec.		
		3 19-48 VAC/DC 50/60 Hz	0010 .1 to 10 sec.		
		8 90-277 VAC 50/60 Hz	0100 1 to 100 sec.		
			1000 10 to 1000 sec.		
			Any range up to 24 hours available on special order.		
			FIXED TIME PERIODS		
			Specify in seconds (S) or hours (H) Examples: 400S is 400 seconds 05H5 is 5.5 hours		

EXAMPLE THKA 3 0100 S C TH series timer, Repeat Cycle On/Off Delay, 24 volt AC, 100 second fixed on and off internal, factory-set time periods.

Specifications subject to change without notice.