


Timing Mode: **REPEAT CYCLE, OFF/ON**
 Category: **TIMER WITH RELAY**
 Series **TGKB**

CUBE RELAY, 10-20 AMPS



TGKB Timers

TGKB series Cube Relay Repeat Cycle Off/On timers are a unique combination of solid state timing circuitry with a relay output in a compact 2" x 2" configuration.

These solid state timers offer the many advantages of a relay output and provide the same functional performance as plug-in relay timers, but at significant cost savings.

Terminal #3 is common for both the input voltage and the load.

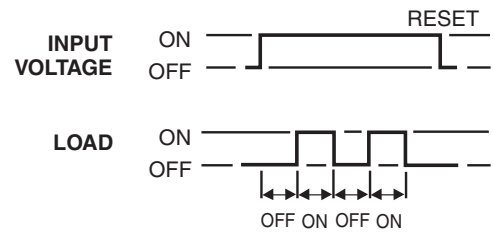
Timing Mode

Application of input voltage to the timer starts the "Off" time delay.


At the end of the "Off" time delay, the "On" time delay starts, and the load is energized.

When the "On" time delay ends, the load is de-energized, the timer returns to the "Off" time delay, and cycling continues as long as input voltage is applied.

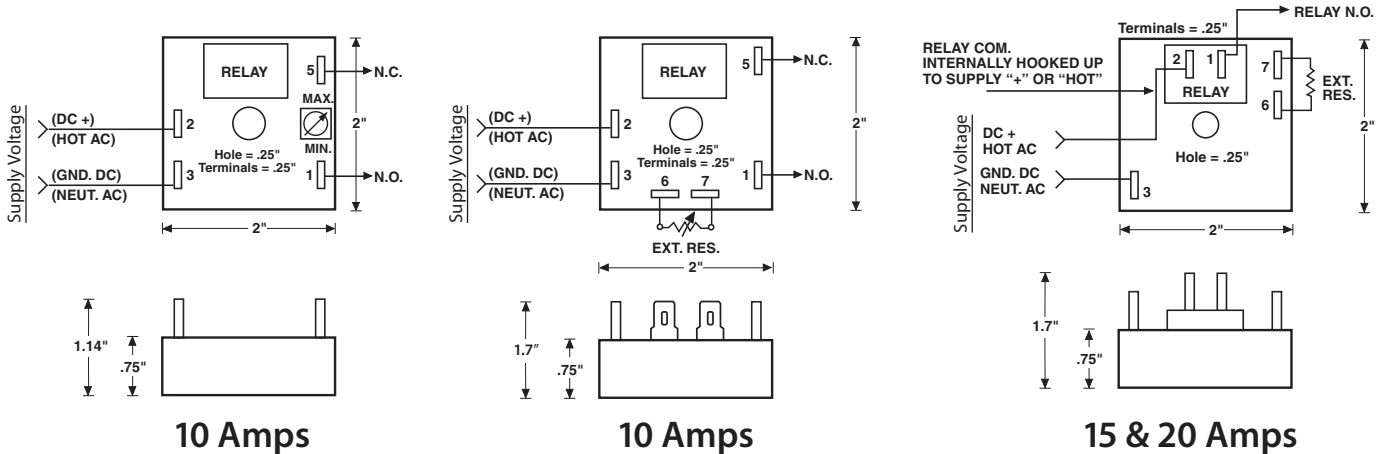
Removal of the input voltage resets the timer.



FEATURES

- High current-carrying capacity up to 20 amps
- 100% Load isolation
- No leakage in N.O. position
- No heat sinking required
- Available in any time delay period required
- Digital CMOS timing
- Transient protected
- No minimum load required
- Totally encapsulated for protection from harsh environments
- 100% Operational testing before shipping
- 
- RoHS compliance available

BASIC WIRING AND DIMENSIONS



SPECIFICATIONS

Input Voltage: VDC: 12, 24-28, or 48
 VAC: 24, 48, 120, or 230, 50/60Hz
 Optional: Any in-between AC or DC voltage

Time Delay:
 Timing Mode: Repeat Cycle Off/On
 Type: Digital CMOS
 Time Range: 0.1 second to 24 hours
 Time Adjustment: Factory-fixed time period;
 variable, with knob on timer,
 or terminals for external resistor
 or potentiometer

Repeatability: ±0.5%

Setting Accuracy:
 Fixed time period: ±10% of nominal time;
 Variable time range:
 +15% -5% max. time, -10% min. time

Reset/Recycle Time: 25 milliseconds

Initiate Time: 6 milliseconds or less

Life Expectancy:
 Mechanical: 20 million operations
 Electrical: 100,000 operations

Protection:
 Polarity Protection: All DC units have reverse
 polarity protection
 Transient Protection: 18 joules
 Dielectric Strength: 1800V RMS 60Hz

Temperature Ranges:
 Storage: -40° C to +85° C
 Operating: -25° C to +65° C

Physical Data:
 Mounting: Surface with one #8 screw
 Connection & Termination: 0.25" quick connects

OPTIONS SELECTION

Mode of Operation	Series	Input Voltage	Examples of Time Ranges	Time Adjustment Method	Relay Output Form	Options
Repeat-Cycle Off/On	TGKB	1 120 VAC	VARIABLE TIME PERIODS 0001 .1 to 1 sec. 0010 .1 to 10 sec. 0100 1 to 100 sec. 1000 10 to 1000 sec. Any range up to 24 hours available FIXED TIME PERIODS Specify time in full seconds or hours followed by the letter "S" or "H" and the decimal amount of the main time unit. Examples: 5S5 is 5.5 seconds 5H5 is 5.5 hours	A Variable, integral, knob on timer. B Variable, external, knob remote. C Fixed, internal, factory set. D Fixed, external, resistor remote.	1 SPDT	H 10 Amps JN 15 Amps (1.0 HP) J 20 Amps (1.5 HP) S Special
		2 230 VAC			2 SPST (N.O.)	
		3 24 VAC			3 SPST (N.C.)	
		4 24-28 VDC				
		5 48 VAC				
		6 48 VDC				
		7 12 VDC				
		8 Any in between AC voltage (specify)				
		9 Any in between DC voltage (specify)				

Specifications subject to change without notice.