

Timing Mode: **DELAY ON BREAK**

Category: **TIMER WITH RELAY**

Series: **TNM**

PLUG-IN RELAY TIMER, IC DIGITAL

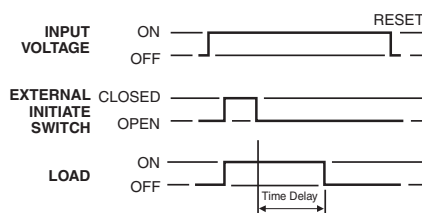


TNM

The TNM Delay on Break units meet the needs of customers who require IC digital timing circuits with octal, magnal round and QC bases for plug-in installation. The units are available in SPDT and DPDT relay forms up to 10 amp with fixed or adjustable time periods.

Timing Mode

Input voltage is applied continuously. Upon closure of the normally open isolated external initiate switch, the load is energized, and remains energized as long as it is closed. When the external initiate switch opens, the time delay is started. At the end of the time delay, the load is de-energized, and the timer is ready for another cycle.



FEATURES

- CMOS IC digital timing
- Multi-board construction
- Relays are sealed
- Proven circuitry
- Standard octal (8 pin), magnal (11 pin) plug-ins or 4.75 mm (0.187") blade terminal mountings
- Fixed or variable time adjustment
- Optional remote time adjustment
- Up to 24 hrs standard, 72 hrs optional
- 0.1% Repeat accuracy
- 100% Operational testing before shipping



SPECIFICATIONS

Input Voltages: VAC: 24, 120, 230, 50/60Hz
VDC: 12, 24
Special AC or DC voltages available

Operating Voltage: $\pm 20\%$ of nameplate voltage

Relay Contact Ratings: 5 amp DPDT,
10 amp DPDT Optional

Repeat Accuracy: $\pm 0.1\%$ under fixed operating conditions

Reset Time: 50 milliseconds

Tolerances: Fixed: $\pm 10\%$, Optional: $\pm 5\%$, $\pm 1\%$
Variable: +20%, -0, Optional: +10%, -0%

Life Expectancy:

Mechanical: 1 million operations

Electrical: Up to 100,000 operations at full current load

Protection:

Polarity Protection: All DC units have reverse polarity protection

Transient Protection: 25 joules

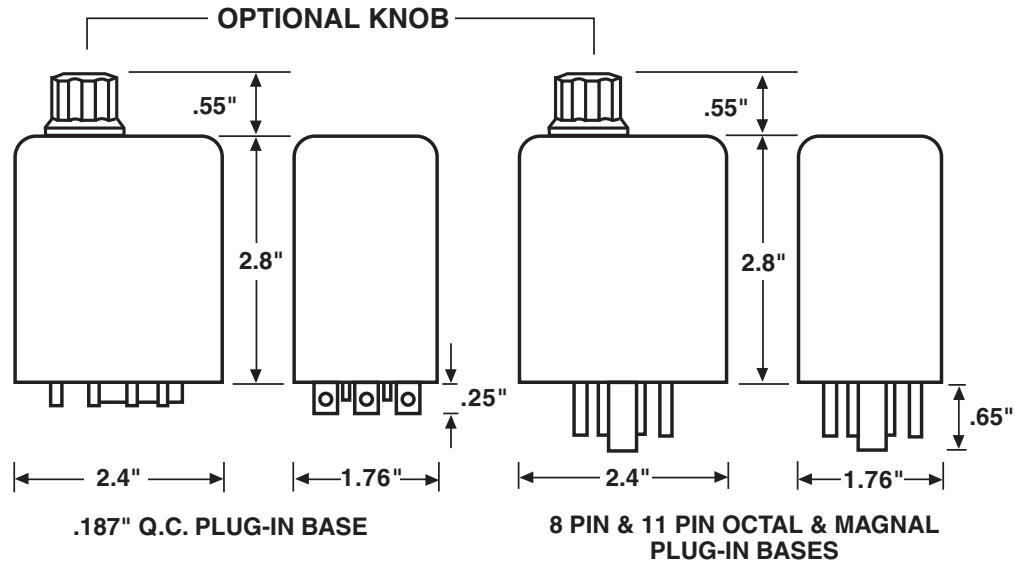
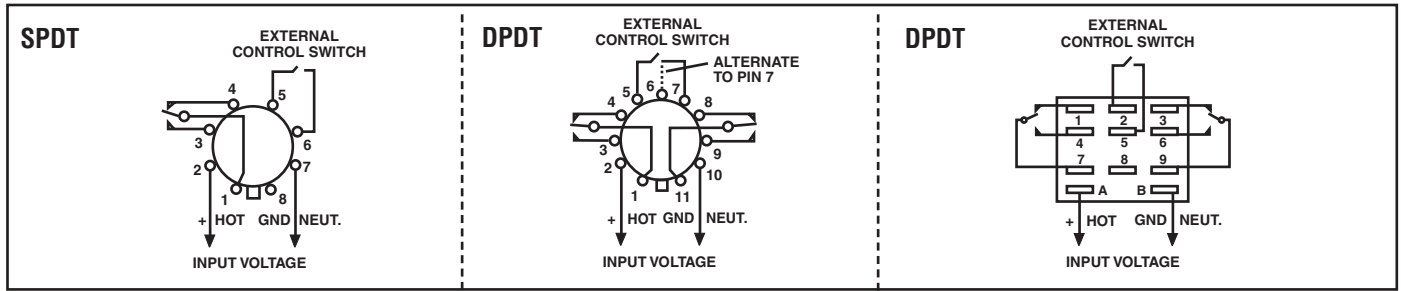
Temperature Ranges:

Storage: -40°C to +85°C

Operating: -25°C to +65°C

Housing Material: High-impact, UL-approved black Lexan

BASIC WIRING AND DIMENSIONS



OPTIONS SELECTION

Mode of Operation	Series	Input Voltage	Examples of Time Ranges	Tolerance	Time Adjust. Method	Base Style	Options
Delay On Break	TNM	1 120 VAC	VARIABLE TIME PERIODS	X Standard (Fixed: $\pm 10\%$ Variable: $+20\%$ -0%) E Optional (Fixed, $\pm 5\%$) F Optional (Fixed, $\pm 1\%$) G Optional (Adjust.: $+10\%$, -0%)	A Variable knob on timer C Factory-fixed time	1 8 Pin Round Octal Base 2 11 Pin Round Magnal Base 3 11 Pin Spade .187 Quick Connect	X Standard 5 amps H 10 amps (8 amps UL Recognized for USA and Canada.)
		2 230 VAC	0001 .1 to 1 sec.				
		3 24 VAC	0010 .1 to 10 sec.				
		4 24 VDC	0100 1 to 100 sec.				
		7 12 VDC	1000 10 to 1000 sec.				
		8 SPECIAL AC	Any range up to 24 hours available on special order.				
		9 SPECIAL DC	FIXED TIME PERIODS				
			Specify time in full seconds or hours followed by the letter "S" or "H" and the decimal amount of the main time unit. Examples: 5S5 is 5.5 secs 5H5 is 5.5 hours				

EXAMPLE

TNM	3	0010	X	A	1	H
-----	---	------	---	---	---	---

This is a "TN" series timer, Delay On Break, 24 volt AC, 10 second variable time period (standard tolerance), with adjustment knob on timer, 8 pin octal base, 10 amp relay.

Specifications subject to change without notice.