

Timing Mode: **DELAY ON BREAK**
 Category: **SOLID STATE TIMER**
 Series: **TH3M**

CUBE SOLID STATE, 1 AMP



TH3M Timers

The TH3M timers are solid state output delay on break timers in a fully encapsulated 2" x 2" case.

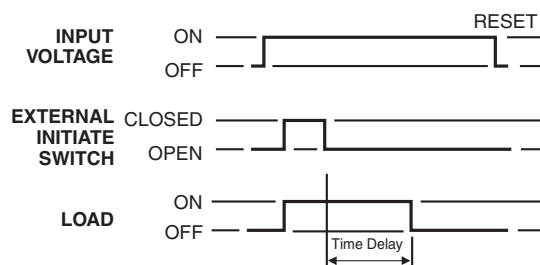
Time adjust can be with on board potentiometer, external resistor or factory fixed time.

Timing Mode


Input voltage is applied continuously. Upon closure of the normally open isolated external switch, the load is energized, and remains energized as long as it is closed.

When the external initiate switch opens, the time delay is started.

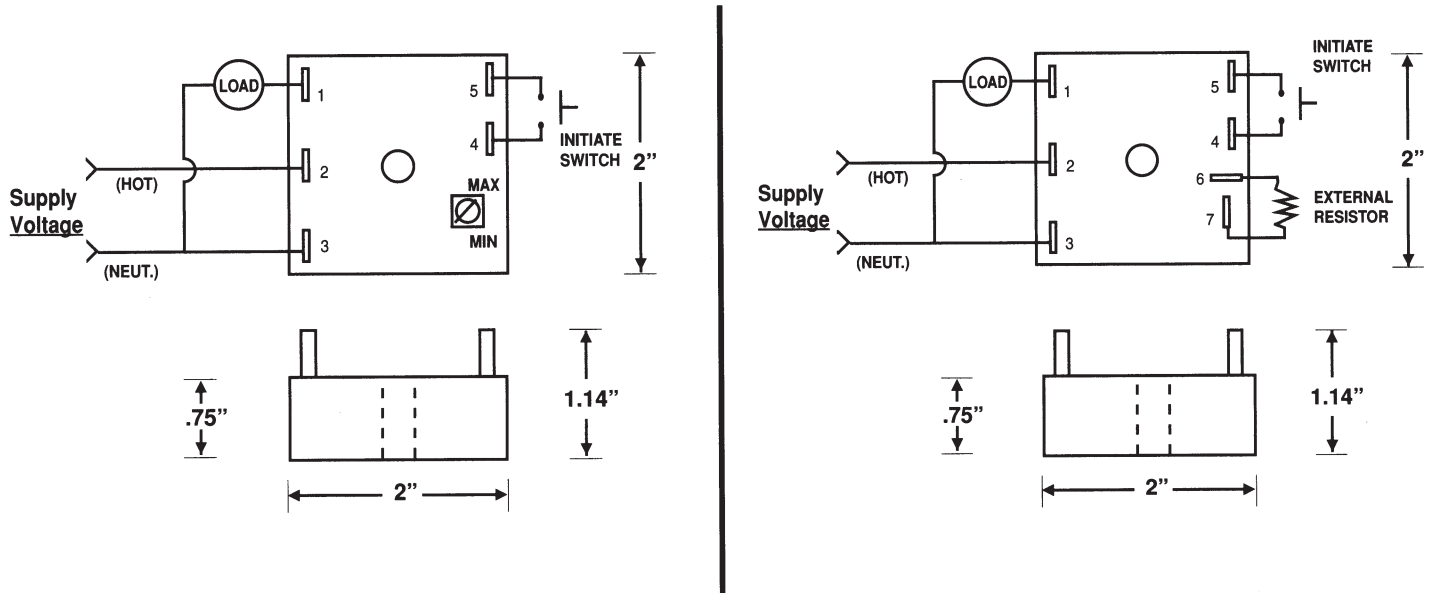
At the end of the time delay, the load is de-energized, and the timer is ready for another cycle.



FEATURES

- Digital timing, solid state output
- 1 Amp current handling
- 10 Amps AC single-cycle surge handling
- ±0.1% Repeat accuracy
- Factory fixed or variable timing adjust
- Single screw mounting through center mounting hole
- Standard 6.35mm (0.25") 5 terminal quick connects
- 100% Operational testing before shipping
-  RoHS compliance available

BASIC WIRING AND DIMENSIONS



SPECIFICATIONS

Input Voltage:

VAC: 24 or 120
 VAC: 230 (±20%)
 VDC: 12 or 24
Special AC or DC voltages available

Initiate: Dry contact initiate

Time Delay:

0.1 sec. to 24 hours (1 sec., 10 sec.,
 100 sec., 1000 sec. are standard)
Special ranges available on request

Repeatability: ±0.1% (under fixed conditions)

Reset/Recycle Time: 150 milliseconds maximum

Initiate Time: 16 milliseconds

Solid State Output Form:

Normally open 1 Amp steady state,
 10A single-cycle surge

Life Expectancy:

No predictable failure if used
 within operating parameters

Protection:

Transient Protection: 18 joules
Dielectric Strength: 1800V RMS 60Hz

Temperature Ranges:

Storage: -40°C to +85°C
Operating: -25°C to +65°C

Physical Data:

Surface mount with single #8 or #10 screw,
 totally encapsulated

OPTIONS SELECTION

Mode of Operation	Series	Input Voltage	Examples of Time Ranges	Time Adjustment Method	Options
Delay on Break	TH3M	1 120 VAC 50/60 Hz	VARIABLE TIME PERIODS 0001 .1 to 1 sec. 0010 .1 to 10 sec. 0100 1 to 100 sec. 1000 10 to 1000 sec. Any range up to 24 hours available. FIXED TIME PERIODS Specify time in full seconds (S) or hours (H). Examples: 400S is 400 secs 05H5 is 5.5 hours	A Variable, integral, knob on timer.	W Wires S Special
		2 230 VAC 50/60 Hz		B Variable, external knob remote.	
		3 24 VAC 50/60 Hz		C Fixed, internal, factory set.	
		4 24 VDC		D Fixed, external, resistor remote.	
		7 12 VDC			
	8 Any in between AC voltage (specify)				
	9 Any in between DC voltage (specify)				

Specifications subject to change without notice.