

Timing Mode: **REPEAT CYCLE, OFF/ON DELAY**

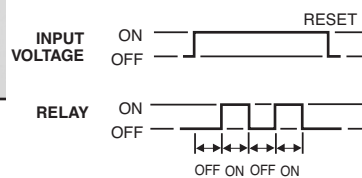

Category: **TIMER WITH RELAY**

Series: **TNK**

PLUG-IN RELAY TIMER, IC DIGITAL



PELCO COMPONENT TECHNOLOGIES • 855 227 3526



TNK Timers

TNK Repeat Cycle units meet the needs of customers who require IC digital timing circuits with octal, magnal round and QC bases for plug-in installation. Available in SPDT and DPDT relay forms up to 10 amps with fixed or adjustable time periods.

Timing Mode

Application of input voltage to the timer starts the "Off" time delay.

At the end of the "Off" time delay, the "On" time delay starts, and the relay is energized.

At the end of "On" time delay the relay is de-energized, the timer returns to the "Off" time delay, and cycling continues as long as input voltage is applied.

Removal of the input voltage resets the timer.

The "Off" and "On" times are equal.

072816

FEATURES

- CMOS IC digital timing
- Multi-board construction
- Relays are sealed
- Proven circuitry
- Standard octal (8 pin), magnal (11 pin) plug-ins or 4.75 mm (0.187") blade terminal mountings
- Fixed or variable time adjustment
- Optional remote time adjustment
- Timing ranges from 0.1 to 1000 seconds standard (special time settings and ranges up to 72 hours also available)
- ±0.1% Repeat accuracy
- 100% Operational testing before shipping



SPECIFICATIONS

Input Voltages: VAC: 24, 120, 230, 50/60Hz
VDC: 12, 24
Special AC and DC voltages available

Operating Voltage: ±20% of nameplate voltage

Relay Contact Ratings: 5 amps DPDT, 10 amps DPDT Optional

Repeat Accuracy: ±0.1% under fixed operating conditions

Reset Time: 50 milliseconds

Tolerances: Fixed: ±10%, Optional: ±5%, ±1%
Variable: +20%, -0, Optional: +10%, -0%

Life Expectancy:

Mechanical: 1 million operations

Electrical: Up to 100,000 operations at full current load

Protection:

Polarity Protection: All DC units have reverse polarity protection.

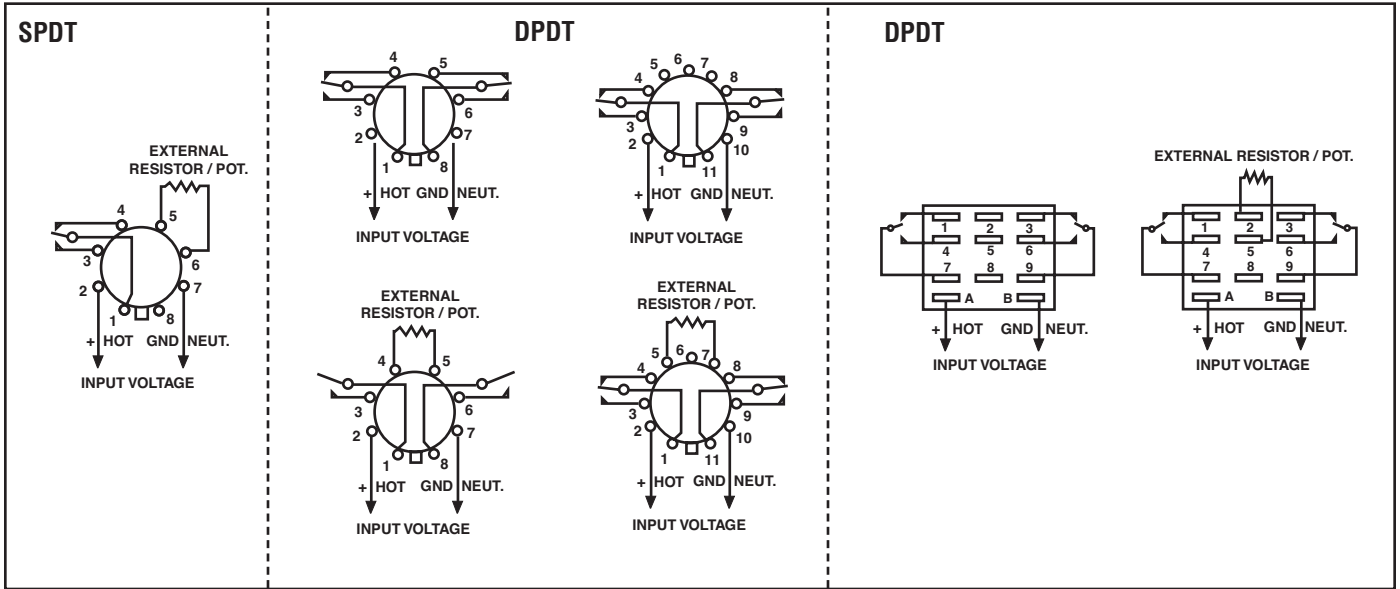
Transient Protection: 25 joules

Temperature Ranges: Storage: -40°C to +85°C

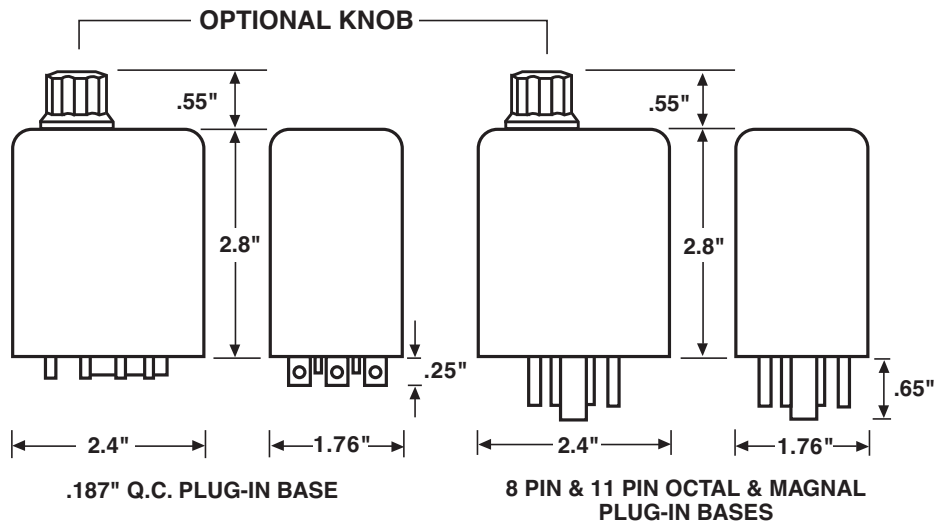
Operating: -25°C to +65°C

Housing Material: High-impact, UL-approved black Lexan

BASIC WIRING AND DIMENSIONS



072816



OPTIONS SELECTION

Mode of Operation	Series	Input Voltage	Examples of Time Ranges	Tolerance	Time Adjust. Method	Base Style	Options
Repeat Cycle Off/ On Delay	TNK	1 120 VAC	VARIABLE TIME PERIODS	X Standard (Fixed: ±10% Variable: +20% -0%) E Optional (Fixed, ±5%) F Optional (Fixed, ±1%) G Optional (Adjust.: +10%, -0%)	A Variable knob on timer B Variable with external potentiometer AOT supplied C Factory-fixed time D Fixed time with customer supplied resistor	1 8 Pin Round Octal Base 2 11 Pin Round Magnal Base 3 11 Pin Spade .187 Quick Connect	X Standard 5 amps H 10 amps (8 amps UL Recognized for USA and Canada.)
		2 230 VAC	0001 .1 to 1 sec. 0010 .1 to 10 sec. 0100 1 to 100 sec. 1000 10 to 1000 sec. Any range up to 72 hours available on special order.				
		3 24 VAC	FIXED TIME PERIODS				
		4 24 VDC	Specify time in full seconds or hours followed by the letter "S" or "H" and the decimal amount of the main time unit. Examples: 5S5 is 5.5 secs 5H5 is 5.5 hours				
		7 12 VDC					
		8 SPECIAL AC					
		9 SPECIAL DC					

EXAMPLE TNK 3 0010 X A 1 H

This is a "TN" series timer, Repeat Cycle Off/On, 24 volt AC, 10 second variable time period (standard tolerance), with adjustment knob on timer, 8 pin octal base, 10 amp relay.

Specifications subject to change without notice.