



PUTTING **POWER** TO WORK



AIROTRONICS TIMERS & CONTROLS
Product & Solution Overview

PELCO COMPONENT TECHNOLOGIES

AIROTRONICS TIMERS & CONTROLS

RELAY & SOLID STATE TIMERS, SENSORS & CONTROLS, MICROPROCESSORS & CUSTOM DESIGNS

Airotronics components range from standard time delay relays to highly specialized solutions, with factory set or variable time controls, single or multiple timing modes. Current sensors, flashers, motion detectors, and RF controllers round out the Airotronics line. Choose Airotronics for the right component at the right price.



RELAY TIMERS

Provide direct control of motors, heaters, fans, compressors, pumps, lights, solenoids, alarms and many more. Labor-saving, easy installation reduces assembly time and improves cost-efficiency.




SOLID STATE TIMERS

Provide digital timing, flasher controls, percentage timers, HVAC controls and many more. Labor-saving, easy installation reduces assembly time and improves cost-efficiency.



MULTIFUNCTION TIMERS

Provide several selectable single and dual timing functions. Powerful and economical substitute for Programmable Logic Controls (PLC).



CUSTOM CONTROLS

A multitude of options, plus in-house engineering, and direct communication throughout development and testing, ensures success for the most innovative or specialized controls.



CURRENT SENSORS

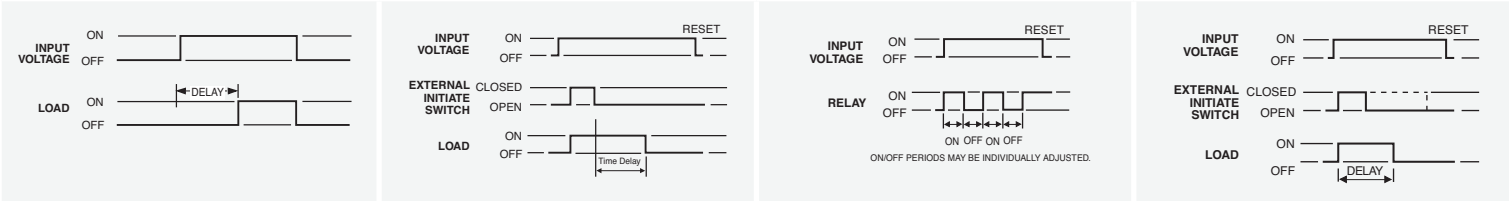
A wide variety of current sensors to monitor alternating (ac) or direct (dc) current. From digital output detectors sensing a few hundred milliamps to linear sensors monitoring over 50 amps, our comprehensive line provides superior performance at a reduced cost.



FLASHERS

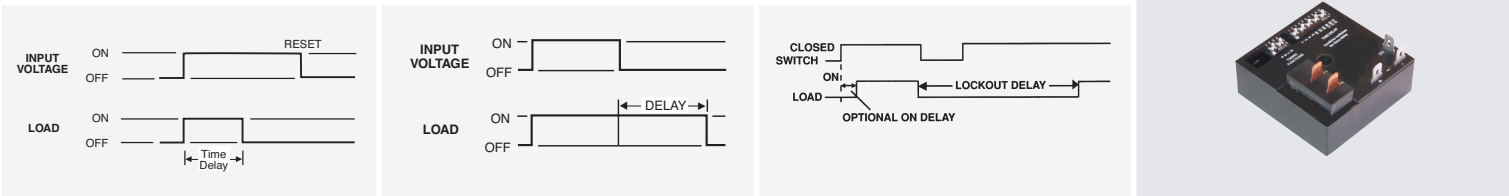

A wide variety of fully solid-state flashers for commercial applications. Independent testing, along with extended use of these flashers in the harshest environments, has proven the durability and reliability of Airotronics flashers to be unsurpassed. The 100% solid-state, completely environmentally sealed flashers will surpass the toughest OEM specifications.

DELAY ON MAKE ON DELAY, DELAY ON OPERATE, DELAY ON ENERGIZATION	DELAY ON BREAK OFF DELAY, DELAY ON RELEASE, DELAY ON DE- ENERGIZATION	REPEAT CYCLE RECYCLE TIMER, RECYCLING TIMER, FLASHER	SINGLE SHOT ONE SHOT
--	---	---	--------------------------------



- | | | | |
|---|---|---|--|
| <ul style="list-style-type: none"> • When power is applied to timer input voltage terminals, the time delay begins • When the time delay expires, the timer output relay is energized • Input voltage must be removed to reset the time delay and de-energize the timer output relay | <ul style="list-style-type: none"> • Power must be applied continuously to timer input voltage terminals and a normally open, dry contact switch attached to timer initiate terminal(s) • When the initiate switch closes, the timer output relay is energized • When the initiate switch re-opens the time delay begins • When the time delay expires, the timer output relay is de-energized • Closing the initiate switch during the time delay will reset the timer and the timer output relay remains energized | <ul style="list-style-type: none"> • When power is applied to timer input voltage terminals, the timer output relay is energized for the duration of time delay • When the time delay expires, the timer output relay is de-energized for the duration of time delay. Timer output on / off cycling repeats until power is removed from timer input voltage terminals | <ul style="list-style-type: none"> • Power must be applied continuously to timer input voltage terminals and a normally open, dry contact switch attached to timer initiate terminal(s) • When the initiate switch closes, the timer output relay is energized and the time delay begins • When the time delay expires the timer output relay is de-energized, the timer is reset and ready to start another timing cycle • Opening and closing the initiate switch during the time delay is ignored |
|---|---|---|--|

INTERVAL ON INTERVAL, INTERVAL DELAY	TRUE OFF TRUE OFF DELAY	ANTI-SHORT-CYCLE	MULTIFUNCTION RELAY
--	-----------------------------------	-------------------------	----------------------------



- | | | | |
|---|--|---|--|
| <ul style="list-style-type: none"> • When power is applied to the input voltage terminals, the load is energized immediately and the time delay cycle starts. At the end of the delay period, the timer transfers back to its pre-power position • Removal and re-application of input voltage resets the timer | <ul style="list-style-type: none"> • When power is applied to timer input voltage terminals, the timer output relay is energized • When power is removed from timer input voltage terminals, the time delay begins • When the time delay expires, the timer output relay is de-energized • Any application of power to timer input voltage terminals during the time delay will reset the time delay and maintain energized timer output relay | <ul style="list-style-type: none"> • Anti-short-cycle timer prevents premature cycling of compressors in refrigeration, air conditioning and heat pumps, thereby reducing nuisance tripping of fuse or circuit breaker • When power is applied (i.e. thermostat closes), the load energizes | <ul style="list-style-type: none"> • Wide range of time delay setting using dip switch adjustment or on board potentiometers • Available in three separate models covering 12 timing modes and 1-30 amp load switching |
|---|--|---|--|



PUTTING **P**OWER TO WORK

AIROTRONICS • STK ELECTRONICS • TRIMAX • FLEXCON • PELTEC • PELMAX • SCHLEICHERUSA

www.airotronics.com

PELCO COMPONENT TECHNOLOGIES